

DR® Leaf and Lawn Vacuum – Mower Compatibility and Fitting

Before You Order...

Please read this information carefully to make sure that 1) your mower is compatible, and 2) you include any needed accessories with your order. If you have any questions, we encourage you to call or contact us through Live Chat on our website.

Compatibility

- DR Leaf and Lawn Vacuums can ONLY be used with right-side discharge mowers.
- All models can be used with most zero-turn mowers.
- The PREMIER and PILOT™ models, on very level terrain, can be used with an engine as small as 12HP. Otherwise we recommend a minimum of 14 HP.
- The PRO and PRO-XL models require a minimum of 14 HP.

Fitting

There are two fit-up issues to consider:

- 1) you will need a **deck adapter**, and
- 2) you will need the right **hose length**.

Deck Adapter:

If you already own a deck adapter—


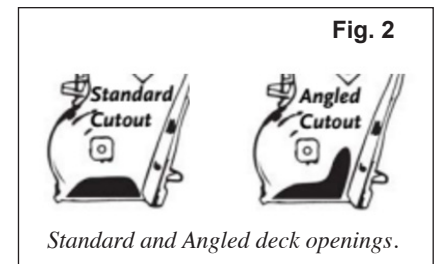
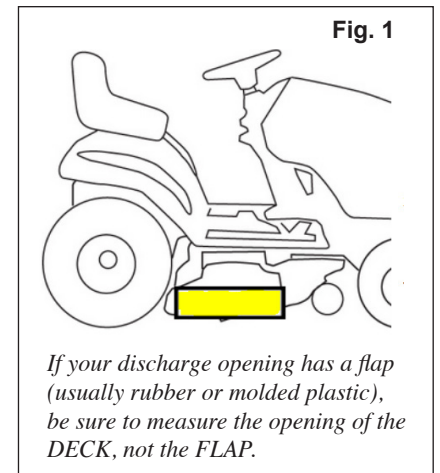
- ...and it has an 8" diameter circular discharge, it will connect easily to our 8" hose without any accessories.
- ...and it has a 6" to 7.5" diameter circular discharge, you can use it with the addition of our [Deck Boot Adapter \(#35157\)](#).

If you don't own an adapter (or it does not meet the requirements above), you will need to order one of the following accessories—

- [Standard Deck Adapter \(#35155\)](#) for mowers with a discharge opening that is less than 6" high and 19" wide, and does not extend past the mower's spindle housing. See Figs. 1-2
- [Angled Deck Adapter \(#35156\)](#) for mowers with an opening (less than 6" high and 19" wide) that DOES extend past the spindle housing, creating an elbow-shaped opening. See Figs. 1-2

Hose Length:

- If the distance from the rear of your mower deck's discharge opening to the farthest point back (whether that is the back of the wheel, the hitch, or any other part of the mower) is 34" or less, the standard hose included with the Leaf Vac will be sufficient. See Fig. 3
- If the measurement is greater than 34" (but less than 84"), you will need our [Extra Hose Kit \(#35162\)](#).
- All Zero-turn mowers require the [Extra Hose Kit \(#35162\)](#).



QUESTIONS? LET US HELP!

We've dealt with every type of mower and can make sure you get exactly what you need.

Call us TOLL FREE at [800-687-6575](tel:800-687-6575), or contact us online with [LIVE CHAT](#).